

Custom Jacket Measurements

After verification of measurements, we guarantee the fit!

Vanson Use:
 Initials of sales person taking measurements Date

1) Neck
 Around neck, just below Adam's Apple.

2) Upper Chest
 Across front only, from arm/chest crease to arm/chest crease (or where arm contacts chest), about 3" below base of neck.

3) Chest
 Around fullest part with the tape high up under arms with arms at sides (for women, around fullest part of bust).

4) Waist
 At navel, where you have the elastic belt of the Vanson Measuring Device, make sure your tape is parallel to the floor.

5) Beltline
 Around body at top of pants waistband, but not over the belt.

24) Hips
 Around fullest part, parallel to floor, about 7" below waist line.

25) Waist to Hips
 From waist (move *tape slide buckle* along elastic belt to point shown in fig. 3) down outseam to point where #24 was taken.

6) Waist to Neck, Front
 From the waist at navel (move tape slide buckle along elastic belt to point shown in fig. 1) to the top of the rib cage.

7) Neck to Beltline, Front
 From top of the rib cage to top of pants (waistband).

8) Waist to Neck Back
 From the waist (move tape slide buckle along elastic belt to point shown in fig. 2) to base of neck (where the vertebrae protrudes from the spine).

9) Neck to Beltline Back
 From the base of neck (where the vertebrae protrudes from the spine) to the top of pants (waistband).

6A) Desired jacket length in front
 (looking in a mirror) From the top of the rib cage.

8A) Desired jacket length in back
 From nape of neck.

24A) Circumference around jacket length points

10) Across Shoulders
 Straight across from shoulder bone to shoulder bone.

11) Sleeve Length
 From one shoulder bone (same as #10) to center of wrist bone with arm by side

12) Nape of Neck to Wrist
 Place fist in front of chest keeping arm parallel to floor. Take measurement from base of neck (where the vertebrae protrudes from the spine) around bent elbow to wrist bone.

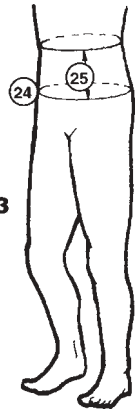
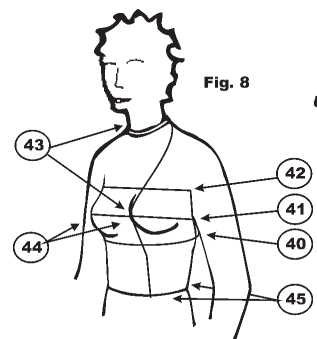
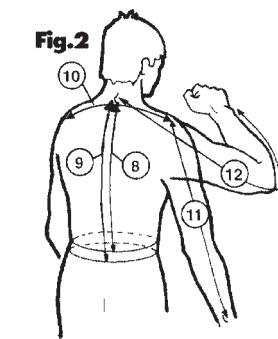
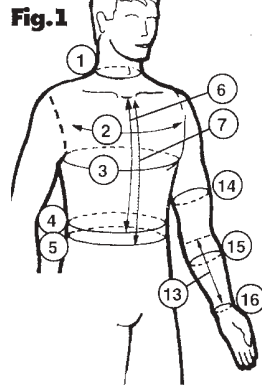
13) Wrist to Inner Elbow
 Bend arm, find crease, measure from crease line to center of wrist bone with arm straight down.

14) Bicep
 With muscle flexed around widest part.

Before starting measurements read page 14 for suggestions. Also, you **MUST** perform all related Measurement Checks before we will accept a custom order (see page 15)

Name _____ Male Female
 Height _____ Weight _____ Age _____
 Address _____
 City _____ State _____ Zip _____
 Tel: _____ Fax: _____

Jacket Style _____



Measurement Check, Nape
 1) #10 ÷ 2 = _____
 2) answer 1 + #11 = _____
 3) answer 2 + 1 1/2" = #12 (+/-1")

15) Forearm
 With muscle flexed around widest part, about 2" down from elbow crease.

16) Wrist Fig.8
 Around wrist bone at center of wrist.

... *Women only*

40) Circumference
 Measure just underneath bust.

41) Circumference
 Measure around widest portion of the bust

42) Circumference
 Measure just above bust

43) Back of neck to widest part of bust
 Bone at base of back of neck around to apex of bust

44) Apex to Apex
 Measure across the bust from apex to apex ...

45) Waist Front to Waist Back
 Measure from front waist (the elastic belt) directly over the apex to the shoulder point and back down to the elastic belt in back.....